



## FIND YOUR WAY



Today's vehicles are more sophisticated than ever and need to be properly maintained to help ensure they operate at the highest level.

### **Additional Information Available on the Web**

To learn more about the importance of routine and dealer performed maintenance on your vehicle, please visit the Ford Customer Service website. You'll also find important warranty information, customer assistance, technical expertise, frequently asked questions and much more.

The website location is: [www.genuineservice.com](http://www.genuineservice.com) then go to the service pick at the site.

**FIND YOUR WAY**

**Table of Contents**

**General Owner's Information** .....1  
**General Maintenance Information** .....4-6  
**Owner Checks and Services** .....7

**Keep It Genuine** .....8-11

**Normal Schedule Trucks, Fullsize Vans & SUVs** .....14-28  
 Class A Motorhome, E-Series, Escape, Expedition, Explorer,  
 Explorer Sport Trac, F-150, F-250/350/450/550, Mariner,  
 Mark LT, Mountaineer, Navigator and Ranger

**Normal Schedule Cars & Minivans** .....29-41  
 Crown Victoria, Five Hundred, Focus, Freestar, Freestyle, Fusion,  
 Grand Marquis, LS, Milan, Montego, Monterey, Mustang, Taurus,  
 Thunderbird, Town Car and Zephyr

**Special Operating Conditions** .....42-45  
**Exceptions** .....46-47  
**Motorcraft Premium Gold Engine Coolant Change Record** .....48

**General Owner's Information**

**Keep It Genuine**

**Normal Schedule Trucks, Fullsize Vans & SUVs**

**Normal Schedule Cars & Minivans**

**Special Operating Conditions & Exceptions**

## GENERAL MAINTENANCE INFORMATION

### **Get the most from your vehicle with routine maintenance.**

Routine maintenance is the best way to help ensure you get the performance, dependability, long life and resale value you expect from your vehicle. This is exactly why we've put together the Scheduled Maintenance Guide; basically, it outlines what service your vehicle may require and when. The focus is on maintaining your vehicle while it's running great, which goes a long way toward preventing major repairs and expenses later.

Here are a few suggestions to help you get started on the road to routine maintenance:

- Familiarize yourself with your vehicle by going through your "Owner's Guide"
- Take a few minutes to review this handy Scheduled Maintenance Guide
- Make it a habit to use this guide to record scheduled maintenance
- Consider your Ford and Lincoln Mercury Dealership for all your vehicle's needs

### **Protect your warranty!**

Routine maintenance is not only the best way to help keep your vehicle running great, it's also the best way to protect your warranty. While maintenance and repair services may be performed by you or by any automotive service provider you choose, it is your responsibility to see that all scheduled maintenance is performed and that the materials used meet Ford Engineering specifications. Failure to perform scheduled maintenance specified in this guide will invalidate warranty coverage on parts affected by the lack of maintenance. We can't stress enough how important it is to keep records of all maintenance. This guide will help you do just that. While Ford Motor Company will not deny a warranty claim simply because there is no documentation, **damage or failures due to a lack of proper maintenance or neglect are not covered under warranty.**

### **Keeping maintenance records is easy with the Scheduled Maintenance Guide.**

It's important to document the maintenance of your vehicle. Every time you bring your vehicle in for scheduled maintenance, be sure to present this guide and certify the work. Also record the date of service, mileage at the time of service, and attach your receipt. Not only will this make record keeping easy, but also should your vehicle ever require warranty coverage, you will have all the documentation to show you've properly maintained it.

### **Maintenance Interval**

Ford Motor Company has recommended maintenance intervals for various parts and component systems based upon engineering testing. Ford Motor Company relies upon this testing to determine the most appropriate mileage for replacement of oils and fluids to protect your vehicle at the lowest overall cost to you and recommends against maintenance schedules that deviate from the Scheduled Maintenance Guide.

## GENERAL MAINTENANCE INFORMATION

### Determine which maintenance schedule to follow.

It's important to follow the maintenance schedule that most closely mirrors your driving habits and the conditions under which you drive. For this reason, the Scheduled Maintenance Guide is divided into two basic maintenance schedules: the "Normal Schedule" (further segmented into "Trucks, Fullsize Vans & SUVs" and "Cars & Minivans") and "Special Operating Conditions."

Determining which maintenance schedule is right for you is easy. For the most part, do you drive your Ford, Lincoln or Mercury vehicle under typical, everyday conditions? If so, follow the "Normal Schedule Trucks, Fullsize Vans & SUVs," or "Normal Schedule Cars & Minivans."

### Special Operating Conditions:

If you feel you may not operate your vehicle under normal / everyday conditions, but primarily under the special operating conditions outlined below, you will need to increase the frequency of some maintenance operations.

- Towing a trailer or carrying heavy loads
- Extensive idling and/or driving at low-speeds for long distances
- Driving in dusty conditions
- Off-road operation
- Use of E85 fuel 50% of the time or greater (flex fuel vehicles only)

**Important:** For further details and information regarding these Special Operating Conditions see page 42.

### Exceptions

There are some exceptions to all schedules for specific vehicles and special applications, outlined below. You will find further information under "Exceptions" on page 46

- Engine oil and Motorcraft Premium Gold Engine Coolant - time and mileage based interval
- Class A Motorhome - change the brake fluid and automatic transmission fluid
- Rear axle maintenance and lubrication

Last of all, if you're unsure about which maintenance schedule to follow, ask your Ford and Lincoln Mercury Dealership, or visit our website, [www.genuineservice.com](http://www.genuineservice.com), then go to the service pick.

### Oils, Fluids and Flushing

In many cases, fluid discoloration is a normal operating characteristic of the chemical compound and may not necessarily demonstrate that a fluid needs to be changed. Oils and Fluids identified in the Owner's Maintenance Guide should be changed at the specified interval or in conjunction with a repair. Flushing is a viable way to change fluid for many vehicle sub-systems during scheduled maintenance and should only be done using the same fluid required to finish the maintenance procedure, or a Ford approved flushing chemical.

## GENERAL MAINTENANCE INFORMATION

### Chemicals and Additives

Non-Ford approved chemicals or additives are not required for factory recommended maintenance. In fact, Ford Motor Company recommends against the use of such additive products unless specifically recommended by Ford for a particular application.

Your vehicle is very sophisticated and built with multiple complex performance systems. Every manufacturer develops these systems using different specifications and performance features. That's why it's important to rely on your Ford or Lincoln Mercury dealership to properly diagnose and repair your vehicle.



When planning your maintenance services, consider your Ford or Lincoln Mercury dealership for all your vehicle's needs.

### Get the most from your service and maintenance visits.

There are a lot of reasons why your Ford or Lincoln Mercury dealership is a great way to help keep your vehicle running great.

#### Convenience

To make your service visit even more convenient, in many cases, you'll find extended evening hours and Saturday hours. How's that for quality service?

#### Factory-trained Technicians

Ford and Lincoln Mercury service technicians participate in extensive factory-sponsored training to help them become the experts on the operation of your vehicle. Many participate in Ford-sponsored training to become certified. Ask your dealer about the training and certification their technicians have received.

#### Genuine Ford and Motorcraft Replacement Parts

Ford and Lincoln Mercury dealerships stock Ford and Motorcraft branded replacement parts. These parts meet or exceed Ford Motor Company's specifications, and we stand behind them. Maintenance parts installed at your Ford or Lincoln Mercury dealership carry a nationwide, 12 months, 12,000 mile parts and labor limited warranty. Your dealer can give you details.

#### Value Shopping for Your Vehicle's Maintenance Needs

Your dealership recognizes the competitive landscape of maintenance and light repair automotive services. With factory-trained technicians, and one-stop service from routine maintenance like oil changes and tire rotations to repairs like brake service, check out the value your Ford and Lincoln Mercury dealers can offer.

## 6 Scheduled Maintenance

## OWNER CHECKS AND SERVICES

It is recommended that the following basic maintenance checks and inspections be performed at the designated time intervals. See your "Owner's Guide" for more information.

General Owner's  
Information

### Check Every Month for All Vehicles:

- Check function of all interior and exterior lights.
- Check tires for wear and proper air pressure, including spare.
- Check engine oil fluid level.
- Check windshield washer fluid level.

### Check Every Six Months for All Vehicles:

- Check lap/shoulder belts and seat latches for wear and proper operation.
- Check that externally mounted spare tire is properly stowed (tight) (see "Owner's Guide").
- Check power steering fluid level.
- Check washer spray, wiper operation, and clean all wiper blades (replace blades as necessary).
- Check parking brake for proper operation.
- Check and lubricate all hinges, latches, door check straps (see dealer) and outside locks.
- Check and lubricate upper and lower sliding door tracks, if equipped.
- Check and clean sliding door contact switches, if equipped.
- Check and lubricate door rubber weatherstrips.
- Check and clean body and door drain holes.
- Check safety warning lamps (brake, ABS, air bag, safety belt) for operation.
- Check engine cooling system level and strength.
- Check battery connections and clean if necessary.
- Check clutch fluid level, if equipped.

### Retightening lug nuts:

- On vehicles equipped with dual rear wheels, retighten the wheel lug nuts to the specified torque at 100 miles (160 km), and again at 500 miles (800 km) of new vehicle operation and after any wheel disturbance (tire rotation, changing a flat tire, wheel removal, etc.).
- Refer to "Wheel Lug Nut Torque Specification" in your "Owner's Guide" for the proper lug nut torque specification.

Scheduled Maintenance **7**

General Owner's Information

## KEEP IT GENUINE

### Factory Authorized Systems Checks

In the event that your vehicle experiences a component related concern, please contact your Ford, Lincoln or Mercury dealership. The Ford Motor Company Trained Technicians who work at Ford, Lincoln or Mercury dealerships are specifically trained to understand your vehicle.

A proper repair begins with a thorough system check. A Factory Authorized Systems Check can ONLY be found at a Ford or Lincoln Mercury dealership. In some circumstances, the Technician may need to request your authorization to perform additional operations to determine the final diagnosis. The Technician's goal is to ensure that your vehicle is fixed right the first time, at the best value to you.

The following list represents several of the Factory Authorized Systems Checks available at a participating Ford or Lincoln Mercury dealers:

- Air Conditioning
- Check Engine Light
- All Wheel Drive and 4X4
- Automatic Transmission
- Engine Cooling and Cabin Heating
- Steering and Suspension
- Charge/Start/Battery
- Wheel Alignment
- Anti-Lock Brake System

When parts on your vehicle need replacing, you should not settle for anything that does not meet Ford Motor Company's specifications. Genuine Ford and Motorcraft branded parts meet these specifications. You can find them at your Ford and Lincoln Mercury Dealership. Look for the following brands as one way to ensure the parts you are putting on your vehicle meet the maintenance requirements.





**KEEP IT GENUINE**

**Tires**

Tire maintenance and replacement selection when necessary are critical to your vehicle's performance and helps keep you and your passengers safe. Make sure all tires and wheels are of the same size, type, tread design, brand and load-carrying capacity, because they can affect the safety and performance of your vehicle. When you need to replace your tires, consider visiting your Ford or Lincoln Mercury dealership for name-brand tires and people who know your vehicle.



Keep It Genuine

**Batteries**

The technicians at your Ford or Lincoln Mercury dealership can determine the health of your vehicle's battery during any service visit. The Motorcraft Tested Tough Max Series with its "long-life" design outlasted other long-life batteries by up to 200%. That's one reason why we stand behind this battery with a national 3 year, free-replacement and prorated-cost thereafter up to 100 months with unlimited mileage. Should your battery need to be replaced, consider any one of the batteries that bear the Motorcraft name.



## KEEP IT GENUINE

### Brakes

Technicians at your Ford or Lincoln Mercury dealer can install the right brake parts for your vehicle. Ford Original Equipment and Motorcraft replacement brake pads, shoes, rotors and drums meet the stringent standards of Ford Motor Company engineers.

In addition, all Ford Original Equipment replacement brake pads, shoes, rotors and drums are vehicle tested for durability and noise suppression while being Federal Motor Vehicle Safety Standard (FMVSS) compliant. The right brake parts and repair work are essential to ensure your brake system operates as it should.



### Oil & Lubricants

It is important to stick to a regular maintenance schedule for changing your vehicle's oil and lubricants. Motorcraft Oils and Lubricants meet the stringent standards set by Ford Motor Company. Motorcraft Oils are formulated to reduce engine friction, improve fuel economy, and protect against deposits and wear. The American Petroleum Industry certifies them, so you know Motorcraft oil stands up to the tests of both Ford and independent engineers.



## 10 Scheduled Maintenance

Keep It Genuine

**KEEP IT GENUINE**

**COLLISION**

An accident is an upsetting experience and collision repair is often complicated and confusing. Here are a few pointers to help you better understand the collision repair process and make sure your vehicle is properly repaired with the right parts. A properly repaired vehicle can help a vehicle retain its value.

**Your rights as a consumer**

As a consumer, you are within your rights to insist on original equipment replacement parts. These genuine parts are made by the manufacturer to meet stringent criteria for fit, finish, structural integrity, corrosion protection and dent resistance, just like the parts that were originally on your vehicle. Insist on genuine Ford replacement parts.

**The collision shop**

Many Ford and Lincoln Mercury Dealerships offer collision repair services. Ask your selling dealership about their capabilities to help with collision repair.

**Parts**

Genuine Ford Collision Parts are designed, engineered, and warranted by Ford Motor Company. See your dealer for limited warranty details. They are manufactured to the same specifications as those on your vehicle when it was built. The right parts can help your vehicle better maintain its value.

Keep It Genuine



## MULTI-POINT INSPECTION



Ford recommended scheduled maintenance – In order to keep your vehicle running right, it is important that you have the systems on your vehicle checked regularly. This can help identify any potential issue before there are any major problems. Ford Motor Company suggests the following multi-point inspection be performed at every scheduled maintenance interval as one way to ensure your vehicle keeps running great.

### MULTI-POINT INSPECTION - Recommended at every visit

- Check and top up fluid levels:
  - brake
  - coolant recovery reservoir
  - manual and automatic transmission  
(if equipped with a dipstick)
  - power steering
  - window washer
- Inspect tires for wear and check air pressure, including spare.
- Check exhaust system for leaks, damage, loose parts and foreign material.
- Check battery performance.
- Check operation of horn, exterior lamps, turn signals and hazard warning lights.
- Check radiator, coolers, heater and air conditioning hoses.
- Inspect windshield washer spray and wiper operation.
- Check windshield for cracks, chips and pitting.
- Inspect for oil and fluid leaks.
- Inspect engine air filter.
- Inspect half shaft dust boots, if equipped.
- Check shocks and struts and other suspension components for leaks and damage.
- Inspect steering and linkage.
- Inspect accessory drive belt(s).
- Inspect clutch operation, if equipped.

# MULTI-POINT INSPECTION

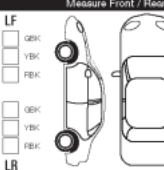





If you are at your Ford or Lincoln Mercury dealership for your vehicle maintenance, be sure to ask your expert technician about the multi-point vehicle inspection. It's a comprehensive way to perform a thorough inspection of your vehicle. It is your receipt that gives you immediate feedback! You'll know what's been checked, what's okay, as well as those things that may require future or immediate attention. The multi-purpose vehicle inspection is one more way to keep your vehicle running great!

**Multi-Point Inspection Report Card As Recommended by Ford Motor Company**

Customer Name: \_\_\_\_\_ Year/Model: \_\_\_\_\_ Date: \_\_\_\_\_  
 RC/ Tag: \_\_\_\_\_ Mileage: \_\_\_\_\_

CHECKED AND OKAY AT THIS TIME   
  MAY REQUIRE FUTURE ATTENTION   
  REQUIRES IMMEDIATE ATTENTION

|   |  |   |   |   |  |  |   |    |  |    |                              |  |                              |                              |  |                              |                              |  |                              |                              |  |                              |                              |  |                              |                              |  |                              |    |  |    |    |  |    |                                |  |                                |                                |  |                                |                                |  |                                |                                |  |                                |                                |  |                                |                                |  |                                |    |  |    |                             |                             |                             |                             |
|---|--|---|---|---|--|--|---|----|--|----|------------------------------|--|------------------------------|------------------------------|--|------------------------------|------------------------------|--|------------------------------|------------------------------|--|------------------------------|------------------------------|--|------------------------------|------------------------------|--|------------------------------|----|--|----|----|--|----|--------------------------------|--|--------------------------------|--------------------------------|--|--------------------------------|--------------------------------|--|--------------------------------|--------------------------------|--|--------------------------------|--------------------------------|--|--------------------------------|--------------------------------|--|--------------------------------|----|--|----|-----------------------------|-----------------------------|-----------------------------|-----------------------------|
| <p><b>Check Fluid Levels and Fill</b></p> <table style="width: 100%;"> <tr> <td><input type="checkbox"/> Windshield Washer</td> <td><input type="checkbox"/> Power Steering</td> </tr> <tr> <td><input type="checkbox"/> Transmission (if equipped with dipstick)</td> <td><input type="checkbox"/> Coolant/Recovery Reservoir</td> </tr> <tr> <td><input type="checkbox"/> Brake Reservoir</td> <td></td> </tr> </table> <p><b>Check Following Systems / Components</b></p> <p><input type="checkbox"/> Operation of horns, interior lights, exterior lamps, turn signals, hazard and brake lamps</p> <p><input type="checkbox"/> Windshield washer spray, wiper operation and wiper blades</p> <p><input type="checkbox"/> Windshield for cracks, chips and pitting</p> <p><input type="checkbox"/> Radiator, heater, and air-conditioning hoses for leaks and damage</p> <p><input type="checkbox"/> Engine air filter</p> <p><input type="checkbox"/> Oil and/or fluid leaks</p> <p><input type="checkbox"/> Constant velocity (CV) drive axle boots (if equipped)</p> <p><input type="checkbox"/> Exhaust system (leaks, damage, loose parts)</p> <p><input type="checkbox"/> Drive shaft, transmission, u-joint and shift linkage (if equipped) and lubricate (as needed)</p> <p><input type="checkbox"/> Steering and steering linkages</p> <p><input type="checkbox"/> Shocks/struts and other suspension components for leaks and/or damage</p> <p><input type="checkbox"/> Brake system (including lines, hoses, and parking brake) and wheel end for end-play and bearing noise</p> <p><input type="checkbox"/> Engine Cooling system, hoses and clamps</p> <p><input type="checkbox"/> Accessory drive belt(s)</p> <p><input type="checkbox"/> Clutch operation (if equipped)</p> <p><b>State Inspection Due (if Applicable)</b> _____</p> <p>Comments: _____</p> <p style="text-align: center; font-size: small;">This Courtesy Inspection Completed by Your QualityCare Service Team!</p> | <input type="checkbox"/> Windshield Washer   | <input type="checkbox"/> Power Steering | <input type="checkbox"/> Transmission (if equipped with dipstick) | <input type="checkbox"/> Coolant/Recovery Reservoir | <input type="checkbox"/> Brake Reservoir |  | <p><b>Check Battery</b></p> <p><input type="checkbox"/> QBATT Factory Spec. Cold Cranking Amps <input type="checkbox"/> Good <input type="checkbox"/> Bad</p> <p><input type="checkbox"/> FBATT Battery Terminals (Clean if necessary)</p> <p><input type="checkbox"/> FBATT Actual Cold Cranking Amps</p> <p><b>Check Brakes</b><br/>Measure Front / Rear Brake Linings</p> <table style="width: 100%; text-align: center;"> <tr> <td style="width: 25%;">LF</td> <td style="width: 50%;"></td> <td style="width: 25%;">RF</td> </tr> <tr> <td><input type="checkbox"/> QBK</td> <td></td> <td><input type="checkbox"/> QBK</td> </tr> <tr> <td><input type="checkbox"/> YBK</td> <td></td> <td><input type="checkbox"/> YBK</td> </tr> <tr> <td><input type="checkbox"/> FBK</td> <td></td> <td><input type="checkbox"/> FBK</td> </tr> <tr> <td><input type="checkbox"/> GBK</td> <td></td> <td><input type="checkbox"/> GBK</td> </tr> <tr> <td><input type="checkbox"/> YBK</td> <td></td> <td><input type="checkbox"/> YBK</td> </tr> <tr> <td><input type="checkbox"/> FBK</td> <td></td> <td><input type="checkbox"/> FBK</td> </tr> <tr> <td>LR</td> <td></td> <td>RR</td> </tr> </table> <p style="font-size: x-small;">Over 6mm or 7/32" (Disc) or Over 2mm or 3/32" (Drum)<br/>       3 to 6mm or 4/32" to 7/32" (Disc) or 1.01 to 2mm (Drum) or 2/32" to 3/32"<br/>       Less than 3mm or 4/32" (Disc) or 1mm or 2/32" or less (Drum)</p> <p><input type="checkbox"/> Brake Measurements Not Taken This Service Visit</p> <p>Comments: _____</p> <p><b>Check Tires</b></p> <table style="width: 100%; text-align: center;"> <tr> <td style="width: 25%;">LF</td> <td style="width: 50%;">TREAD DEPTH </td> <td style="width: 25%;">RF</td> </tr> <tr> <td><input type="checkbox"/> GTIRE</td> <td></td> <td><input type="checkbox"/> GTIRE</td> </tr> <tr> <td><input type="checkbox"/> YTIRE</td> <td></td> <td><input type="checkbox"/> YTIRE</td> </tr> <tr> <td><input type="checkbox"/> RTIRE</td> <td></td> <td><input type="checkbox"/> RTIRE</td> </tr> <tr> <td><input type="checkbox"/> GTIRE</td> <td></td> <td><input type="checkbox"/> GTIRE</td> </tr> <tr> <td><input type="checkbox"/> YTIRE</td> <td></td> <td><input type="checkbox"/> YTIRE</td> </tr> <tr> <td><input type="checkbox"/> RTIRE</td> <td></td> <td><input type="checkbox"/> RTIRE</td> </tr> <tr> <td>LR</td> <td></td> <td>RR</td> </tr> </table> <p><b>WEAR PATTERN / DAMAGE</b></p> <table style="width: 100%; text-align: center;"> <tr> <td><input type="checkbox"/> LF</td> <td><input type="checkbox"/> RF</td> </tr> <tr> <td><input type="checkbox"/> LR</td> <td><input type="checkbox"/> RR</td> </tr> </table> <p><b>Tire Wear Indicate:</b><br/> <input type="checkbox"/> Alignment Check Needed    <input type="checkbox"/> Wheel Balance Needed</p> <p>Comments: _____</p> <p style="font-size: x-small;">Tire Pressure Set to Factory Recommendation PSI FRONT _____ REAR _____</p> | LF |  | RF | <input type="checkbox"/> QBK |  | <input type="checkbox"/> QBK | <input type="checkbox"/> YBK |  | <input type="checkbox"/> YBK | <input type="checkbox"/> FBK |  | <input type="checkbox"/> FBK | <input type="checkbox"/> GBK |  | <input type="checkbox"/> GBK | <input type="checkbox"/> YBK |  | <input type="checkbox"/> YBK | <input type="checkbox"/> FBK |  | <input type="checkbox"/> FBK | LR |  | RR | LF | TREAD DEPTH  | RF | <input type="checkbox"/> GTIRE |  | <input type="checkbox"/> GTIRE | <input type="checkbox"/> YTIRE |  | <input type="checkbox"/> YTIRE | <input type="checkbox"/> RTIRE |  | <input type="checkbox"/> RTIRE | <input type="checkbox"/> GTIRE |  | <input type="checkbox"/> GTIRE | <input type="checkbox"/> YTIRE |  | <input type="checkbox"/> YTIRE | <input type="checkbox"/> RTIRE |  | <input type="checkbox"/> RTIRE | LR |  | RR | <input type="checkbox"/> LF | <input type="checkbox"/> RF | <input type="checkbox"/> LR | <input type="checkbox"/> RR |
| <input type="checkbox"/> Windshield Washer  | <input type="checkbox"/> Power Steering  |   |   |   |  |  |   |    |  |    |                              |  |                              |                              |  |                              |                              |  |                              |                              |  |                              |                              |  |                              |                              |  |                              |    |  |    |    |  |    |                                |  |                                |                                |  |                                |                                |  |                                |                                |  |                                |                                |  |                                |                                |  |                                |    |  |    |                             |                             |                             |                             |
| <input type="checkbox"/> Transmission (if equipped with dipstick)   | <input type="checkbox"/> Coolant/Recovery Reservoir  |   |   |   |  |  |   |    |  |    |                              |  |                              |                              |  |                              |                              |  |                              |                              |  |                              |                              |  |                              |                              |  |                              |    |  |    |    |  |    |                                |  |                                |                                |  |                                |                                |  |                                |                                |  |                                |                                |  |                                |                                |  |                                |    |  |    |                             |                             |                             |                             |
| <input type="checkbox"/> Brake Reservoir  |  |   |   |   |  |  |   |    |  |    |                              |  |                              |                              |  |                              |                              |  |                              |                              |  |                              |                              |  |                              |                              |  |                              |    |  |    |    |  |    |                                |  |                                |                                |  |                                |                                |  |                                |                                |  |                                |                                |  |                                |                                |  |                                |    |  |    |                             |                             |                             |                             |
| LF  |                | RF                                      |   |   |  |  |   |    |  |    |                              |  |                              |                              |  |                              |                              |  |                              |                              |  |                              |                              |  |                              |                              |  |                              |    |  |    |    |  |    |                                |  |                                |                                |  |                                |                                |  |                                |                                |  |                                |                                |  |                                |                                |  |                                |    |  |    |                             |                             |                             |                             |
| <input type="checkbox"/> QBK  |  | <input type="checkbox"/> QBK            |   |   |  |  |   |    |  |    |                              |  |                              |                              |  |                              |                              |  |                              |                              |  |                              |                              |  |                              |                              |  |                              |    |  |    |    |  |    |                                |  |                                |                                |  |                                |                                |  |                                |                                |  |                                |                                |  |                                |                                |  |                                |    |  |    |                             |                             |                             |                             |
| <input type="checkbox"/> YBK  |  | <input type="checkbox"/> YBK            |   |   |  |  |   |    |  |    |                              |  |                              |                              |  |                              |                              |  |                              |                              |  |                              |                              |  |                              |                              |  |                              |    |  |    |    |  |    |                                |  |                                |                                |  |                                |                                |  |                                |                                |  |                                |                                |  |                                |                                |  |                                |    |  |    |                             |                             |                             |                             |
| <input type="checkbox"/> FBK  |  | <input type="checkbox"/> FBK            |   |   |  |  |   |    |  |    |                              |  |                              |                              |  |                              |                              |  |                              |                              |  |                              |                              |  |                              |                              |  |                              |    |  |    |    |  |    |                                |  |                                |                                |  |                                |                                |  |                                |                                |  |                                |                                |  |                                |                                |  |                                |    |  |    |                             |                             |                             |                             |
| <input type="checkbox"/> GBK  |  | <input type="checkbox"/> GBK            |   |   |  |  |   |    |  |    |                              |  |                              |                              |  |                              |                              |  |                              |                              |  |                              |                              |  |                              |                              |  |                              |    |  |    |    |  |    |                                |  |                                |                                |  |                                |                                |  |                                |                                |  |                                |                                |  |                                |                                |  |                                |    |  |    |                             |                             |                             |                             |
| <input type="checkbox"/> YBK  |  | <input type="checkbox"/> YBK            |   |   |  |  |   |    |  |    |                              |  |                              |                              |  |                              |                              |  |                              |                              |  |                              |                              |  |                              |                              |  |                              |    |  |    |    |  |    |                                |  |                                |                                |  |                                |                                |  |                                |                                |  |                                |                                |  |                                |                                |  |                                |    |  |    |                             |                             |                             |                             |
| <input type="checkbox"/> FBK  |  | <input type="checkbox"/> FBK            |   |   |  |  |   |    |  |    |                              |  |                              |                              |  |                              |                              |  |                              |                              |  |                              |                              |  |                              |                              |  |                              |    |  |    |    |  |    |                                |  |                                |                                |  |                                |                                |  |                                |                                |  |                                |                                |  |                                |                                |  |                                |    |  |    |                             |                             |                             |                             |
| LR  |  | RR                                      |   |   |  |  |   |    |  |    |                              |  |                              |                              |  |                              |                              |  |                              |                              |  |                              |                              |  |                              |                              |  |                              |    |  |    |    |  |    |                                |  |                                |                                |  |                                |                                |  |                                |                                |  |                                |                                |  |                                |                                |  |                                |    |  |    |                             |                             |                             |                             |
| LF  | TREAD DEPTH  | RF                                      |   |   |  |  |   |    |  |    |                              |  |                              |                              |  |                              |                              |  |                              |                              |  |                              |                              |  |                              |                              |  |                              |    |  |    |    |  |    |                                |  |                                |                                |  |                                |                                |  |                                |                                |  |                                |                                |  |                                |                                |  |                                |    |  |    |                             |                             |                             |                             |
| <input type="checkbox"/> GTIRE  |  | <input type="checkbox"/> GTIRE          |   |   |  |  |   |    |  |    |                              |  |                              |                              |  |                              |                              |  |                              |                              |  |                              |                              |  |                              |                              |  |                              |    |  |    |    |  |    |                                |  |                                |                                |  |                                |                                |  |                                |                                |  |                                |                                |  |                                |                                |  |                                |    |  |    |                             |                             |                             |                             |
| <input type="checkbox"/> YTIRE  |  | <input type="checkbox"/> YTIRE          |   |   |  |  |   |    |  |    |                              |  |                              |                              |  |                              |                              |  |                              |                              |  |                              |                              |  |                              |                              |  |                              |    |  |    |    |  |    |                                |  |                                |                                |  |                                |                                |  |                                |                                |  |                                |                                |  |                                |                                |  |                                |    |  |    |                             |                             |                             |                             |
| <input type="checkbox"/> RTIRE  |  | <input type="checkbox"/> RTIRE          |   |   |  |  |   |    |  |    |                              |  |                              |                              |  |                              |                              |  |                              |                              |  |                              |                              |  |                              |                              |  |                              |    |  |    |    |  |    |                                |  |                                |                                |  |                                |                                |  |                                |                                |  |                                |                                |  |                                |                                |  |                                |    |  |    |                             |                             |                             |                             |
| <input type="checkbox"/> GTIRE  |  | <input type="checkbox"/> GTIRE          |   |   |  |  |   |    |  |    |                              |  |                              |                              |  |                              |                              |  |                              |                              |  |                              |                              |  |                              |                              |  |                              |    |  |    |    |  |    |                                |  |                                |                                |  |                                |                                |  |                                |                                |  |                                |                                |  |                                |                                |  |                                |    |  |    |                             |                             |                             |                             |
| <input type="checkbox"/> YTIRE  |  | <input type="checkbox"/> YTIRE          |   |   |  |  |   |    |  |    |                              |  |                              |                              |  |                              |                              |  |                              |                              |  |                              |                              |  |                              |                              |  |                              |    |  |    |    |  |    |                                |  |                                |                                |  |                                |                                |  |                                |                                |  |                                |                                |  |                                |                                |  |                                |    |  |    |                             |                             |                             |                             |
| <input type="checkbox"/> RTIRE  |  | <input type="checkbox"/> RTIRE          |   |   |  |  |   |    |  |    |                              |  |                              |                              |  |                              |                              |  |                              |                              |  |                              |                              |  |                              |                              |  |                              |    |  |    |    |  |    |                                |  |                                |                                |  |                                |                                |  |                                |                                |  |                                |                                |  |                                |                                |  |                                |    |  |    |                             |                             |                             |                             |
| LR  |  | RR                                      |   |   |  |  |   |    |  |    |                              |  |                              |                              |  |                              |                              |  |                              |                              |  |                              |                              |  |                              |                              |  |                              |    |  |    |    |  |    |                                |  |                                |                                |  |                                |                                |  |                                |                                |  |                                |                                |  |                                |                                |  |                                |    |  |    |                             |                             |                             |                             |
| <input type="checkbox"/> LF   | <input type="checkbox"/> RF  |   |   |   |  |  |   |    |  |    |                              |  |                              |                              |  |                              |                              |  |                              |                              |  |                              |                              |  |                              |                              |  |                              |    |  |    |    |  |    |                                |  |                                |                                |  |                                |                                |  |                                |                                |  |                                |                                |  |                                |                                |  |                                |    |  |    |                             |                             |                             |                             |
| <input type="checkbox"/> LR   | <input type="checkbox"/> RR  |   |   |   |  |  |   |    |  |    |                              |  |                              |                              |  |                              |                              |  |                              |                              |  |                              |                              |  |                              |                              |  |                              |    |  |    |    |  |    |                                |  |                                |                                |  |                                |                                |  |                                |                                |  |                                |                                |  |                                |                                |  |                                |    |  |    |                             |                             |                             |                             |

Service Advisor: \_\_\_\_\_ Technician: \_\_\_\_\_ Customer Signature: \_\_\_\_\_

2110204 Rev. 2/04 File Copy **10-**

General Owner's Information

## NORMAL SCHEDULE TRUCKS, FULLSIZE VANS & SUVs

### 5,000 miles

- Change engine oil and replace oil filter.
- Inspect tires for wear and rotate.
- Multi-point inspection (recommended)

DEALER VALIDATION:

RO#: P&A CODE:  
DATE: MILEAGE:

### 10,000 miles

- Change engine oil and replace oil filter.
- Inspect tires for wear. Rotation recommended for optimal tire life.
- Multi-point inspection (recommended)

DEALER VALIDATION:

RO#: P&A CODE:  
DATE: MILEAGE:

### 15,000 miles

- Change engine oil and replace oil filter.
- Inspect tires for wear and rotate.
- Inspect automatic transmission fluid level, if equipped with dipstick.
- Inspect brake pads/shoes/rotors/drums, brake lines & hoses, and parking brake system.
- Inspect wheel ends for endplay and noise.
- Inspect engine cooling system and hoses.
- Inspect steering linkage, ball joints, suspension and, if equipped, half shafts, driveshaft and U-joints.
- Replace cabin air filter, if equipped.
- Lubricate ball joints and steering linkage if equipped with zerk fittings.
- Inspect and lubricate 4X4 front axle shaft U-joints (F250/350/450/550).
- Multi-point inspection (recommended)

DEALER VALIDATION:

RO#: P&A CODE:  
DATE: MILEAGE:

## NORMAL SCHEDULE TRUCKS, FULLSIZE VANS & SUVs

| 20,000 miles  |   |      |           |       |          |
|---|---|------|-----------|-------|----------|
| <ul style="list-style-type: none"> <li><input type="checkbox"/> Change engine oil and replace oil filter.</li> <li><input type="checkbox"/> Inspect tires for wear. Rotation recommended for optimal tire life.</li> <li><input type="checkbox"/> Multi-point inspection (recommended)</li> </ul> | <div style="text-align: center; border: 1px solid black; padding: 5px;">DEALER VALIDATION:</div><br><br><br><table style="width: 100%; border: none;"> <tr> <td style="border: none;">RO#:</td> <td style="border: none;">P&amp;A CODE:</td> </tr> <tr> <td style="border: none;">DATE:</td> <td style="border: none;">MILEAGE:</td> </tr> </table> | RO#: | P&A CODE: | DATE: | MILEAGE: |
| RO#:  | P&A CODE:   |      |           |       |          |
| DATE:   | MILEAGE:  |      |           |       |          |

| 25,000 miles  |   |      |           |       |          |
|---|---|------|-----------|-------|----------|
| <ul style="list-style-type: none"> <li><input type="checkbox"/> Change engine oil and replace oil filter.</li> <li><input type="checkbox"/> Inspect tires for wear. Rotation recommended for optimal tire life.</li> <li><input type="checkbox"/> Multi-point inspection (recommended)</li> </ul> | <div style="text-align: center; border: 1px solid black; padding: 5px;">DEALER VALIDATION:</div><br><br><br><table style="width: 100%; border: none;"> <tr> <td style="border: none;">RO#:</td> <td style="border: none;">P&amp;A CODE:</td> </tr> <tr> <td style="border: none;">DATE:</td> <td style="border: none;">MILEAGE:</td> </tr> </table> | RO#: | P&A CODE: | DATE: | MILEAGE: |
| RO#:  | P&A CODE:   |      |           |       |          |
| DATE:   | MILEAGE:  |      |           |       |          |

Normal Schedule Trucks, Fullsize Vans & SUVs



### Tires

When your tires need to be replaced, consider visiting your Ford or Lincoln Mercury dealership for name-brand tires and people who know your vehicle. And if your Ford or Lincoln Mercury dealership sells the name-brand tire, they can also honor the tire manufacturer's warranty.

## NORMAL SCHEDULE TRUCKS, FULLSIZE VANS & SUVs

### 30,000 miles

- Change engine oil and replace oil filter.
- Inspect tires for wear and rotate.
- Inspect brake pads/shoes/rotors/drums, brake lines & hoses, and parking brake system.
- Inspect wheel ends for endplay and noise.
- Inspect engine cooling system and hoses.
- Inspect exhaust system and heat shields.
- Inspect steering linkage, ball joints, suspension and, if equipped, halfshafts, driveshaft and U-joints.
- Replace engine air filter.
- Replace fuel filter (see page 47).
- Replace cabin air filter, if equipped.
- Change automatic transmission fluid on vehicles equipped with the Torqshift transmission. Replace the remote filter element on the vehicles equipped with the Torqshift transmission. Inspect automatic transmission/transaxle fluid level on all other vehicles, if equipped with dipstick. Consult your dealer for your particular requirements.
- Replace climate-controlled seat filters if equipped (Navigator and Expedition).
- Lubricate ball joints and steering linkage if equipped with zerk fittings.
- Inspect and lubricate 4X4 front axle shaft U-joints (F250/350/450/550).
- Multi-point inspection (recommended)

|                           |                      |
|---------------------------|----------------------|
| <b>DEALER VALIDATION:</b> |                      |
| <b>RO#:</b>               | <b>P&amp;A CODE:</b> |
| <b>DATE:</b>              | <b>MILEAGE:</b>      |

### 35,000 miles

- Change engine oil and replace oil filter.
- Inspect tires for wear. Rotation recommended for optimal tire life.
- Multi-point inspection (recommended)

|                           |                      |
|---------------------------|----------------------|
| <b>DEALER VALIDATION:</b> |                      |
| <b>RO#:</b>               | <b>P&amp;A CODE:</b> |
| <b>DATE:</b>              | <b>MILEAGE:</b>      |



## NORMAL SCHEDULE TRUCKS, FULLSIZE VANS & SUVs

| 40,000 miles  |  |
|---|--|
| <ul style="list-style-type: none"> <li><input type="checkbox"/> Change engine oil and replace oil filter.</li> <li><input type="checkbox"/> Inspect tires for wear. Rotation recommended for optimal tire life.</li> <li><input type="checkbox"/> Multi-point inspection (recommended)</li> </ul> | <div style="border: 1px solid black; padding: 5px; text-align: center;"> <p>DEALER VALIDATION:</p> <br/><br/><br/> <p>RO#:                      P&amp;A CODE:</p> <p>DATE:                     MILEAGE:</p> </div> |

| 45,000 miles   |  |
|--|--|
| <ul style="list-style-type: none"> <li><input type="checkbox"/> Change engine oil and replace oil filter.</li> <li><input type="checkbox"/> Inspect tires for wear and rotate.</li> <li><input type="checkbox"/> Inspect automatic transmission fluid level, if equipped with dipstick.</li> <li><input type="checkbox"/> Inspect brake pads/shoes/rotors/drums, brake lines &amp; hoses, and parking brake system.</li> <li><input type="checkbox"/> Inspect wheel ends for endplay and noise.</li> <li><input type="checkbox"/> Inspect engine cooling system and hoses.</li> <li><input type="checkbox"/> Inspect steering linkage, ball joints, suspension and, if equipped, half shafts, driveshaft and U-joints.</li> <li><input type="checkbox"/> Replace cabin air filter, if equipped.</li> <li><input type="checkbox"/> Lubricate ball joints and steering linkage if equipped with zerk fittings.</li> <li><input type="checkbox"/> Inspect and lubricate 4X4 front axle shaft U-joints (F250/350/450/550).</li> <li><input type="checkbox"/> Multi-point inspection (recommended)</li> </ul> | <div style="border: 1px solid black; padding: 5px; text-align: center;"> <p>DEALER VALIDATION:</p> <br/><br/><br/> <p>RO#:                      P&amp;A CODE:</p> <p>DATE:                     MILEAGE:</p> </div> |

**Normal Schedule  
Trucks, Fullsize  
Vans & SUVs**

## NORMAL SCHEDULE TRUCKS, FULLSIZE VANS & SUVs

### 50,000 miles

- Change engine oil and replace oil filter.
- Inspect tires for wear. Rotation recommended for optimal tire life.
- Replace rear axle lubricant (Class A Motorhome)
- Multi-point inspection (recommended)

DEALER VALIDATION:

RO#:

P&A CODE:

DATE:

MILEAGE:

### 55,000 miles

- Change engine oil and replace oil filter.
- Inspect tires for wear. Rotation recommended for optimal tire life.
- Multi-point inspection (recommended)

DEALER VALIDATION:

RO#:

P&A CODE:

DATE:

MILEAGE:

### Batteries

The technicians at your Ford and Lincoln Mercury dealership can determine the health of your vehicle's battery during any service visit. The Motorcraft Tested Tough Max Series with its "long-life" design outlasted other long-life batteries by up to 200%. That's one reason why we stand behind this battery with a national 3 year, free-replacement and prorated-cost thereafter up to 100 months with unlimited mileage. Should your battery need to be replaced, consider any one of the batteries that bear the Motorcraft name.



## NORMAL SCHEDULE TRUCKS, FULLSIZE VANS & SUVs

**60,000 miles**

- Change engine oil and replace oil filter.
- Inspect tires for wear and rotate.
- Inspect brake pads/shoes/rotors/drums, brake lines & hoses, and parking brake system.
- Inspect wheel ends for endplay and noise.
- Inspect engine cooling system and hoses.
- Inspect exhaust system and heat shields.
- Inspect steering linkage, ball joints, suspension and, if equipped, half shafts, driveshaft and U-joints.
- Replace engine air filter.
- Replace fuel filter (see page 47).
- Replace cabin air filter, if equipped.
- Change automatic transmission fluid on vehicles equipped with the Torqshift transmission. Replace the remote filter element on the vehicles equipped with the Torqshift transmission. Inspect automatic transmission/transaxle fluid level on all other vehicles, if equipped with dipstick. Consult your dealer for your particular requirements.
- Replace climate-controlled seat filters if equipped (Navigator and Expedition).
- Lubricate ball joints and steering linkage if equipped with zerk fittings.
- Lubricate 4X2 front wheel bearings, replace grease seals, and adjust bearings (if not equipped with sealed bearings).
- Inspect and lubricate 4X4 front axle shaft U-joints (F250/350/450/550).
- Multi-point inspection (recommended)

**DEALER VALIDATION:**

|              |                      |
|--------------|----------------------|
| <b>RO#:</b>  | <b>P&amp;A CODE:</b> |
| <b>DATE:</b> | <b>MILEAGE:</b>      |

**Normal Schedule  
Trucks, Fullsize  
Vans & SUVs**

## NORMAL SCHEDULE TRUCKS, FULLSIZE VANS & SUVs

### 65,000 miles

|   |   |
|---|---|
| <ul style="list-style-type: none"> <li><input type="checkbox"/> Change engine oil and replace oil filter.</li> <li><input type="checkbox"/> Inspect tires for wear. Rotation recommended for optimal tire life.</li> <li><input type="checkbox"/> Multi-point inspection (recommended)</li> </ul> | <p style="text-align: center;"><b>DEALER VALIDATION:</b></p><br><br><br><p><b>RO#:</b>                      <b>P&amp;A CODE:</b></p> <p><b>DATE:</b>                      <b>MILEAGE:</b></p> |
|---|---|

### 70,000 miles

|   |   |
|---|---|
| <ul style="list-style-type: none"> <li><input type="checkbox"/> Change engine oil and replace oil filter.</li> <li><input type="checkbox"/> Inspect tires for wear. Rotation recommended for optimal tire life.</li> <li><input type="checkbox"/> Multi-point inspection (recommended)</li> </ul> | <p style="text-align: center;"><b>DEALER VALIDATION:</b></p><br><br><br><p><b>RO#:</b>                      <b>P&amp;A CODE:</b></p> <p><b>DATE:</b>                      <b>MILEAGE:</b></p> |
|---|---|

### 75,000 miles

|  |   |
|--|---|
| <ul style="list-style-type: none"> <li><input type="checkbox"/> Change engine oil and replace oil filter.</li> <li><input type="checkbox"/> Inspect tires for wear and rotate.</li> <li><input type="checkbox"/> Inspect automatic transmission fluid level, if equipped with dipstick.</li> <li><input type="checkbox"/> Inspect brake pads/shoes/rotors/drums, brake lines &amp; hoses, and parking brake system.</li> <li><input type="checkbox"/> Inspect wheel ends for endplay and noise.</li> <li><input type="checkbox"/> Inspect engine cooling system and hoses.</li> <li><input type="checkbox"/> Inspect steering linkage, ball joints, suspension and, if equipped, half shafts, driveshaft and U-joints.</li> <li><input type="checkbox"/> Replace cabin air filter, if equipped.</li> <li><input type="checkbox"/> Lubricate ball joints and steering linkage if equipped with zerk fittings.</li> <li><input type="checkbox"/> Inspect and lubricate 4X4 front axle shaft U-joints (F250/350/450/550).</li> <li><input type="checkbox"/> Multi-point inspection (recommended)</li> </ul> | <p style="text-align: center;"><b>DEALER VALIDATION:</b></p><br><br><br><p><b>RO#:</b>                      <b>P&amp;A CODE:</b></p> <p><b>DATE:</b>                      <b>MILEAGE:</b></p> |
|--|---|

## NORMAL SCHEDULE TRUCKS, FULLSIZE VANS & SUVs

| 80,000 miles  |   |
|---|---|
| <input type="checkbox"/> Change engine oil and replace oil filter.<br><input type="checkbox"/> Inspect tires for wear. Rotation recommended for optimal tire life.<br><input type="checkbox"/> Multi-point inspection (recommended) | <div style="border: 1px solid black; padding: 5px; min-height: 100px;"> <p style="text-align: center; margin: 0;"><b>DEALER AUTHORIZATION:</b></p> <br/><br/><br/><br/><br/> <p style="margin: 0;"><b>RO#:</b>                      <b>P&amp;A CODE:</b></p> <p style="margin: 0;"><b>DATE:</b>                      <b>MILEAGE:</b></p> </div> |

| 85,000 miles  |   |
|---|---|
| <input type="checkbox"/> Change engine oil and replace oil filter.<br><input type="checkbox"/> Inspect tires for wear. Rotation recommended for optimal tire life.<br><input type="checkbox"/> Multi-point inspection (recommended) | <div style="border: 1px solid black; padding: 5px; min-height: 100px;"> <p style="text-align: center; margin: 0;"><b>DEALER AUTHORIZATION:</b></p> <br/><br/><br/><br/><br/> <p style="margin: 0;"><b>RO#:</b>                      <b>P&amp;A CODE:</b></p> <p style="margin: 0;"><b>DATE:</b>                      <b>MILEAGE:</b></p> </div> |

Normal Schedule Trucks, Fullsize Vans & SUVs



### **Brakes**

Technicians at your Ford or Lincoln Mercury dealer can install the right brake parts for your vehicle. Ford Original Equipment and Motorcraft replacement brake pads, shoes, rotors, and drums meet the stringent standards of Ford Motor Company engineers.

In addition, all Ford Original Equipment replacement brake pads, shoes, rotors, and drums are vehicle tested for durability and noise suppression while being Federal Motor Vehicle Safety Standard (FMVSS) compliant. The right brake parts and repair work are essential to ensure your brake system operates as it should.

## NORMAL SCHEDULE TRUCKS, FULLSIZE VANS & SUVs

### 90,000 miles

- Change engine oil and replace oil filter.
- Inspect tires for wear and rotate.
- Inspect brake pads/shoes/rotors/drums, brake lines & hoses, and parking brake system.
- Inspect wheel ends for endplay and noise.
- Inspect engine cooling system and hoses.
- Inspect exhaust system and heat shields.
- Inspect steering linkage, ball joints, suspension and, if equipped, half shafts, driveshaft and U-joints.
- Replace engine air filter.
- Replace fuel filter (see page 47).
- Replace cabin air filter, if equipped.
- Change automatic transmission fluid on vehicles equipped with the Torqshift transmission. Replace the remote filter element on the vehicles equipped with the Torqshift transmission. Inspect automatic transmission/transaxle fluid level on all other vehicles, if equipped with dipstick. Consult your dealer for your particular requirements.
- Replace climate-controlled seat filters if equipped (Navigator and Expedition).
- Lubricate ball joints and steering linkage if equipped with zerk fittings.
- Inspect and lubricate 4X4 front axle shaft U-joints (F250/350/450/550).
- Multi-point inspection (recommended)

**DEALER VALIDATION:**

|              |                      |
|--------------|----------------------|
| <b>RO#:</b>  | <b>P&amp;A CODE:</b> |
| <b>DATE:</b> | <b>MILEAGE:</b>      |

### 95,000 miles

- Change engine oil and replace oil filter.
- Inspect tires for wear. Rotation recommended for optimal tire life.
- Multi-point inspection (recommended)

**DEALER VALIDATION:**

|              |                      |
|--------------|----------------------|
| <b>RO#:</b>  | <b>P&amp;A CODE:</b> |
| <b>DATE:</b> | <b>MILEAGE:</b>      |

## NORMAL SCHEDULE TRUCKS, FULLSIZE VANS & SUVs

| 100,000 miles  |   |
|--|---|
| <ul style="list-style-type: none"> <li><input type="checkbox"/> Change engine oil and replace oil filter.</li> <li><input type="checkbox"/> Inspect tires for wear. Rotation recommended for optimal tire life.</li> <li><input type="checkbox"/> Inspect accessory drive belt(s).</li> <li><input type="checkbox"/> Replace spark plugs.</li> <li><input type="checkbox"/> Replace rear axle lubricant (Class A Motorhome, F450/550 and E450).</li> <li><input type="checkbox"/> Change Motorcraft Premium Gold Engine Coolant (see exceptions page 46 and record page 48).</li> <li><input type="checkbox"/> Replace PCV valve on all light trucks under 6,000 Gross Vehicle Weight (except 3V engines).</li> <li><input type="checkbox"/> Change manual transmission fluid (except Escape).</li> <li><input type="checkbox"/> Multi-point inspection (recommended)</li> </ul> | <div style="border: 1px solid black; padding: 10px; text-align: center;"> <p><b>DEALER VALIDATION:</b></p> <br/><br/> <p><b>RO#:</b>                      <b>P&amp;A CODE:</b></p> <p><b>DATE:</b>                     <b>MILEAGE:</b></p> </div> |

| 105,000 miles  |   |
|--|---|
| <ul style="list-style-type: none"> <li><input type="checkbox"/> Change engine oil and replace oil filter.</li> <li><input type="checkbox"/> Inspect tires for wear and rotate.</li> <li><input type="checkbox"/> Inspect automatic transmission fluid level, if equipped with dipstick.</li> <li><input type="checkbox"/> Inspect brake pads/shoes/rotors/drums, brake lines &amp; hoses, and parking brake system.</li> <li><input type="checkbox"/> Inspect wheel ends for endplay and noise.</li> <li><input type="checkbox"/> Inspect engine cooling system and hoses.</li> <li><input type="checkbox"/> Inspect steering linkage, ball joints, suspension and, if equipped, half shafts, driveshaft and U-joints.</li> <li><input type="checkbox"/> Replace cabin air filter, if equipped.</li> <li><input type="checkbox"/> Lubricate ball joints and steering linkage if equipped with zerk fittings.</li> <li><input type="checkbox"/> Inspect and lubricate 4X4 front axle shaft U-joints (F250/350/450/550).</li> <li><input type="checkbox"/> Multi-point inspection (recommended)</li> </ul> | <div style="border: 1px solid black; padding: 10px; text-align: center;"> <p><b>DEALER VALIDATION:</b></p> <br/><br/> <p><b>RO#:</b>                      <b>P&amp;A CODE:</b></p> <p><b>DATE:</b>                     <b>MILEAGE:</b></p> </div> |

Normal Schedule Trucks, Fullsize Vans & SUVs

## NORMAL SCHEDULE TRUCKS, FULLSIZE VANS & SUVs

### 110,000 miles

- Change engine oil and replace oil filter.
- Inspect tires for wear. Rotation recommended for optimal tire life.
- Multi-point inspection (recommended)

DEALER VALIDATION:

RO#:

P&A CODE:

DATE:

MILEAGE:

### 115,000 miles

- Change engine oil and replace oil filter.
- Inspect tires for wear. Rotation recommended for optimal tire life.
- Multi-point inspection (recommended)

DEALER VALIDATION:

RO#:

P&A CODE:

DATE:

MILEAGE:



### Oil & Lubricants

It is important to stick to a regular maintenance schedule for changing your vehicle's oil and lubricants. Motorcraft Oils and Lubricants meet the stringent standards set by Ford Motor Company. Motorcraft Oils are formulated to reduce engine friction, improve fuel economy, and protect against deposits and wear. The American Petroleum Industry certifies them, so you know Motorcraft oil stands up to the tests of both Ford and independent engineers.



## NORMAL SCHEDULE TRUCKS, FULLSIZE VANS & SUVs

| 120,000 miles  |   |             |                      |              |                 |
|--|---|-------------|----------------------|--------------|-----------------|
| <ul style="list-style-type: none"> <li><input type="checkbox"/> Change engine oil and replace oil filter.</li> <li><input type="checkbox"/> Inspect tires for wear and rotate.</li> <li><input type="checkbox"/> Inspect brake pads/shoes/rotors/drums, brake lines &amp; hoses, and parking brake system.</li> <li><input type="checkbox"/> Inspect wheel ends for endplay and noise.</li> <li><input type="checkbox"/> Inspect engine cooling system and hoses.</li> <li><input type="checkbox"/> Inspect exhaust system and heat shields.</li> <li><input type="checkbox"/> Inspect steering linkage, ball joints, suspension and, if equipped, half shafts, driveshaft and U-joints.</li> <li><input type="checkbox"/> Replace engine air filter.</li> <li><input type="checkbox"/> Replace fuel filter (see page 47).</li> <li><input type="checkbox"/> Replace cabin air filter, if equipped.</li> <li><input type="checkbox"/> Replace PCV on all light trucks over 6,000 Gross Vehicle Weight (except 3V engines).</li> <li><input type="checkbox"/> Change automatic transmission fluid on vehicles equipped with the Torqshift transmission. Replace the remote filter element on the vehicles equipped with the Torqshift transmission. Inspect automatic transmission/transaxle fluid level on all other vehicles, if equipped with dipstick. Consult your dealer for your particular requirements.</li> <li><input type="checkbox"/> Replace climate-controlled seat filters if equipped (Navigator and Expedition).</li> <li><input type="checkbox"/> Lubricate 4X2 front wheel bearings, replace grease seals, and adjust bearings (if not equipped with sealed bearings).</li> <li><input type="checkbox"/> Lubricate ball joints and steering linkage if equipped with zerk fittings.</li> <li><input type="checkbox"/> Inspect and lubricate 4X4 front axle shaft U-joints (F250/350/450/550).</li> <li><input type="checkbox"/> Multi-point inspection (recommended)</li> </ul> | <div style="border: 1px solid black; padding: 10px; text-align: center;"> <p><b>DEALER VALIDATION:</b></p> <br/> <table style="width: 100%; border: none;"> <tr> <td style="width: 50%;"><b>RO#:</b></td> <td style="width: 50%;"><b>P&amp;A CODE:</b></td> </tr> <tr> <td><b>DATE:</b></td> <td><b>MILEAGE:</b></td> </tr> </table> </div> | <b>RO#:</b> | <b>P&amp;A CODE:</b> | <b>DATE:</b> | <b>MILEAGE:</b> |
| <b>RO#:</b>  | <b>P&amp;A CODE:</b>  |             |                      |              |                 |
| <b>DATE:</b>   | <b>MILEAGE:</b>   |             |                      |              |                 |

**Normal Schedule  
Trucks, Fullsize  
Vans & SUVs**

## NORMAL SCHEDULE TRUCKS, FULLSIZE VANS & SUVs

### 125,000 miles

|   |   |             |                      |              |                 |
|---|---|-------------|----------------------|--------------|-----------------|
| <ul style="list-style-type: none"> <li><input type="checkbox"/> Change engine oil and replace oil filter.</li> <li><input type="checkbox"/> Inspect tires for wear. Rotation recommended for optimal tire life.</li> <li><input type="checkbox"/> Multi-point inspection (recommended)</li> </ul> | <p style="text-align: center;"><b>DEALER VALIDATION:</b></p><br><br><br><br><table style="width: 100%; border: none;"> <tr> <td style="width: 50%;"><b>RO#:</b></td> <td style="width: 50%;"><b>P&amp;A CODE:</b></td> </tr> <tr> <td><b>DATE:</b></td> <td><b>MILEAGE:</b></td> </tr> </table> | <b>RO#:</b> | <b>P&amp;A CODE:</b> | <b>DATE:</b> | <b>MILEAGE:</b> |
| <b>RO#:</b>   | <b>P&amp;A CODE:</b>  |             |                      |              |                 |
| <b>DATE:</b>  | <b>MILEAGE:</b>   |             |                      |              |                 |

### 130,000 miles

|   |   |             |                      |              |                 |
|---|---|-------------|----------------------|--------------|-----------------|
| <ul style="list-style-type: none"> <li><input type="checkbox"/> Change engine oil and replace oil filter.</li> <li><input type="checkbox"/> Inspect tires for wear. Rotation recommended for optimal tire life.</li> <li><input type="checkbox"/> Multi-point inspection (recommended)</li> </ul> | <p style="text-align: center;"><b>DEALER VALIDATION:</b></p><br><br><br><br><table style="width: 100%; border: none;"> <tr> <td style="width: 50%;"><b>RO#:</b></td> <td style="width: 50%;"><b>P&amp;A CODE:</b></td> </tr> <tr> <td><b>DATE:</b></td> <td><b>MILEAGE:</b></td> </tr> </table> | <b>RO#:</b> | <b>P&amp;A CODE:</b> | <b>DATE:</b> | <b>MILEAGE:</b> |
| <b>RO#:</b>   | <b>P&amp;A CODE:</b>  |             |                      |              |                 |
| <b>DATE:</b>  | <b>MILEAGE:</b>   |             |                      |              |                 |

### 135,000 miles

|  |   |             |                      |              |                 |
|--|---|-------------|----------------------|--------------|-----------------|
| <ul style="list-style-type: none"> <li><input type="checkbox"/> Change engine oil and replace oil filter.</li> <li><input type="checkbox"/> Inspect tires for wear and rotate.</li> <li><input type="checkbox"/> Inspect automatic transmission fluid level, if equipped with dipstick.</li> <li><input type="checkbox"/> Inspect brake pads/shoes/rotors/drums, brake lines &amp; hoses, and parking brake system.</li> <li><input type="checkbox"/> Inspect wheel ends for endplay and noise.</li> <li><input type="checkbox"/> Inspect engine cooling system and hoses.</li> <li><input type="checkbox"/> Inspect steering linkage, ball joints, suspension and, if equipped, half shafts, driveshaft and U-joints.</li> <li><input type="checkbox"/> Replace cabin air filter, if equipped.</li> <li><input type="checkbox"/> Lubricate ball joints and steering linkage if equipped with zerk fittings.</li> <li><input type="checkbox"/> Inspect and lubricate 4X4 front axle shaft U-joints (F250/350/450/550).</li> <li><input type="checkbox"/> Multi-point inspection (recommended)</li> </ul> | <p style="text-align: center;"><b>DEALER VALIDATION:</b></p><br><br><br><br><table style="width: 100%; border: none;"> <tr> <td style="width: 50%;"><b>RO#:</b></td> <td style="width: 50%;"><b>P&amp;A CODE:</b></td> </tr> <tr> <td><b>DATE:</b></td> <td><b>MILEAGE:</b></td> </tr> </table> | <b>RO#:</b> | <b>P&amp;A CODE:</b> | <b>DATE:</b> | <b>MILEAGE:</b> |
| <b>RO#:</b>  | <b>P&amp;A CODE:</b>  |             |                      |              |                 |
| <b>DATE:</b>   | <b>MILEAGE:</b>   |             |                      |              |                 |

## NORMAL SCHEDULE TRUCKS, FULLSIZE VANS & SUVs

| 140,000 miles   |   |
|---|---|
| <input type="checkbox"/> Change engine oil and replace oil filter.<br><input type="checkbox"/> Inspect tires for wear. Rotation recommended for optimal tire life.<br><input type="checkbox"/> Multi-point inspection (recommended) | <div style="border: 1px solid black; padding: 5px; text-align: center;"> <b>DEALER VALIDATION:</b><br/><br/><br/> </div> <div style="display: flex; justify-content: space-between; margin-top: 10px;"> <span>RO#:</span> <span>P&amp;A CODE:</span> </div> <div style="display: flex; justify-content: space-between; margin-top: 5px;"> <span>DATE:</span> <span>MILEAGE:</span> </div> |

| 145,000 miles   |   |
|---|---|
| <input type="checkbox"/> Change engine oil and replace oil filter.<br><input type="checkbox"/> Inspect tires for wear. Rotation recommended for optimal tire life.<br><input type="checkbox"/> Multi-point inspection (recommended) | <div style="border: 1px solid black; padding: 5px; text-align: center;"> <b>DEALER VALIDATION:</b><br/><br/><br/> </div> <div style="display: flex; justify-content: space-between; margin-top: 10px;"> <span>RO#:</span> <span>P&amp;A CODE:</span> </div> <div style="display: flex; justify-content: space-between; margin-top: 5px;"> <span>DATE:</span> <span>MILEAGE:</span> </div> |

Normal Schedule Trucks, Fullsize Vans & SUVs



### Brakes

Technicians at your Ford or Lincoln Mercury dealer can install the right brake parts for your vehicle. Ford Original Equipment and Motorcraft replacement brake pads, shoes, rotors, and drums meet the stringent standards of Ford Motor Company engineers.

In addition, all Ford Original Equipment replacement brake pads, shoes, rotors, and drums are vehicle tested for durability and noise suppression while being Federal Motor Vehicle Safety Standard (FMVSS) compliant. The right brake parts and repair work are essential to ensure your brake system operates as it should.

## NORMAL SCHEDULE TRUCKS, FULLSIZE VANS & SUVs

### 150,000 miles

- Change engine oil and replace oil filter.
- Inspect tires for wear and rotate.
- Inspect brake pads/shoes/rotors/drums, brake lines & hoses, and parking brake system.
- Inspect wheel ends for endplay and noise.
- Inspect engine cooling system and hoses.
- Change Motorcraft Premium Gold Engine Coolant (see exceptions page 46 and record page 48).
- Inspect exhaust system and heat shields.
- Inspect steering linkage, ball joints, suspension and, if equipped, half shafts, driveshaft and U-joints.
- Replace engine air filter.
- Replace fuel filter (see page 47).
- Replace cabin air filter, if equipped.
- Change automatic transmission/transaxle fluid and filter (filter not required on CD4E).
- Change rear axle lubricant on all rear wheel drive (RWD) vehicles (see pages 42 and 46).
- Replace accessory drive belt(s) (if not replaced within last 100,000 miles).
- Replace climate-controlled seat filters if equipped (Navigator and Expedition).
- Inspect PCV for flow (3V engines).
- Lubricate ball joints and steering linkage if equipped with zerk fittings.
- Replace 4X2 wheel bearings and grease seals, lubricate and adjust bearings.
- Inspect and lubricate 4X4 front axle shaft U-joints (F250/350/450/550).
- Change front axle lubricant (4X4 only).
- Change transfer case fluid (4X4 only).
- Multi-point inspection (recommended)

**DEALER VALIDATION:**

RO#:

P&A CODE:

DATE:

MILEAGE:

## NORMAL SCHEDULE CARS & MINIVANS

| 5,000 miles  |  |
|--|--|
| <ul style="list-style-type: none"> <li><input type="checkbox"/> Change engine oil and replace oil filter.</li> <li><input type="checkbox"/> Inspect tires for wear and rotate.</li> <li><input type="checkbox"/> Multi-point inspection (recommended)</li> </ul> | <div style="border: 1px solid black; padding: 5px; text-align: center;"> <p>DEALER VALIDATION:</p> <br/><br/><br/> <p>RO#:                      P&amp;A CODE:</p> <p>DATE:                     MILEAGE:</p> </div> |

| 10,000 miles  |  |
|---|--|
| <ul style="list-style-type: none"> <li><input type="checkbox"/> Change engine oil and replace oil filter.</li> <li><input type="checkbox"/> Inspect tires for wear. Rotation recommended for optimal tire life.</li> <li><input type="checkbox"/> Multi-point inspection (recommended)</li> </ul> | <div style="border: 1px solid black; padding: 5px; text-align: center;"> <p>DEALER VALIDATION:</p> <br/><br/><br/> <p>RO#:                      P&amp;A CODE:</p> <p>DATE:                     MILEAGE:</p> </div> |

| 15,000 miles  |  |
|---|--|
| <ul style="list-style-type: none"> <li><input type="checkbox"/> Change engine oil and replace oil filter.</li> <li><input type="checkbox"/> Inspect tires for wear and rotate.</li> <li><input type="checkbox"/> Inspect automatic transmission fluid level, if equipped with dipstick.</li> <li><input type="checkbox"/> Inspect brake pads/shoes/rotors/drums, brake lines &amp; hoses, and parking brake system.</li> <li><input type="checkbox"/> Inspect wheel ends for endplay and noise.</li> <li><input type="checkbox"/> Inspect engine cooling system and hoses.</li> <li><input type="checkbox"/> Inspect steering linkage, ball joints, suspension and, if equipped, half shafts, driveshaft and U-joints.</li> <li><input type="checkbox"/> Replace cabin air filter, if equipped.</li> <li><input type="checkbox"/> Multi-point inspection (recommended)</li> </ul> | <div style="border: 1px solid black; padding: 5px; text-align: center;"> <p>DEALER VALIDATION:</p> <br/><br/><br/> <p>RO#:                      P&amp;A CODE:</p> <p>DATE:                     MILEAGE:</p> </div> |

Normal Schedule  
Cars & Minivans

## NORMAL SCHEDULE CARS & MINIVANS

### 20,000 miles

- Change engine oil and replace oil filter.
- Inspect tires for wear. Rotation recommended for optimal tire life.
- Multi-point inspection (recommended)

DEALER VALIDATION:

RO#:

P&A CODE:

DATE:

MILEAGE:

### 25,000 miles

- Change engine oil and replace oil filter.
- Inspect tires for wear. Rotation recommended for optimal tire life.
- Multi-point inspection (recommended)

DEALER VALIDATION:

RO#:

P&A CODE:

DATE:

MILEAGE:



### Tires

Tire maintenance and replacement selection when necessary are critical to your vehicle's performance and helping keep you and your passengers safe. Make sure all tires and wheels are of the same size, type, tread design, brand and load-carrying capacity, because they can affect the safety and performance of your vehicle. When you need to replace your tires, consider visiting your Ford or Lincoln-Mercury dealership for name-brand tires and people who know your vehicle.

## NORMAL SCHEDULE CARS & MINIVANS

### 30,000 miles

- Change engine oil and replace oil filter.
- Inspect tires for wear and rotate.
- Inspect brake pads/shoes/rotors/drums, brake lines & hoses, and parking brake system.
- Inspect wheel ends for endplay and noise.
- Inspect engine cooling system and hoses.
- Inspect exhaust system and heat shields.
- Inspect steering linkage, ball joints, suspension and, if equipped, half shafts, driveshaft and U-joints.
- Replace fuel filter (see page 47) (not required for Fusion, Milan & Zephyr).
- Replace engine air filter (not required for Focus).
- Replace cabin air filter, if equipped.
- Inspect automatic transmission/transaxle fluid level on all other vehicles, if equipped with dipstick. Consult your dealer for your particular requirements.
- Replace climate-controlled seat filter if equipped (LS and Monterey).
- Replace climate-controlled seat cushion filter, if equipped (Zephyr)
- Multi-point inspection (recommended)

DEALER VALIDATION:

RO#: P&A CODE:  
DATE: MILEAGE:

### 35,000 miles

- Change engine oil and replace oil filter.
- Inspect tires for wear. Rotation recommended for optimal tire life.
- Multi-point inspection (recommended)

DEALER VALIDATION:

RO#: P&A CODE:  
DATE: MILEAGE:

Normal Schedule  
Cars & Minivans

## NORMAL SCHEDULE CARS & MINIVANS

### 40,000 miles

- Change engine oil and replace oil filter.
- Inspect tires for wear. Rotation recommended for optimal tire life.
- Multi-point inspection (recommended)

DEALER VALIDATION:

RO#: P&A CODE:  
DATE: MILEAGE:

### 45,000 miles

- Change engine oil and replace oil filter.
- Inspect tires for wear and rotate.
- Inspect automatic transmission fluid level, if equipped with dipstick.
- Inspect brake pads/shoes/rotors/drums, brake lines & hoses, and parking brake system.
- Inspect wheel ends for endplay and noise.
- Inspect engine cooling system and hoses.
- Inspect steering linkage, ball joints, suspension and, if equipped, half shafts, driveshaft and U-joints.
- Replace cabin air filter, if equipped.
- Multi-point inspection (recommended)

DEALER VALIDATION:

RO#: P&A CODE:  
DATE: MILEAGE:

### 50,000 miles

- Change engine oil and replace oil filter.
- Inspect tires for wear. Rotation recommended for optimal tire life.
- Multi-point inspection (recommended)

DEALER VALIDATION:

RO#: P&A CODE:  
DATE: MILEAGE:



## NORMAL SCHEDULE CARS & MINIVANS

### 55,000 miles

- Change engine oil and replace oil filter.
- Inspect tires for wear. Rotation recommended for optimal tire life.
- Multi-point inspection (recommended)

DEALER VALIDATION:

RO#: \_\_\_\_\_ P&A CODE: \_\_\_\_\_  
 DATE: \_\_\_\_\_ MILEAGE: \_\_\_\_\_

### 60,000 miles

- Change engine oil and replace oil filter.
- Inspect tires for wear and rotate.
- Inspect brake pads/shoes/rotors/drums, brake lines & hoses, and parking brake system.
- Inspect wheel ends for endplay and noise.
- Inspect engine cooling system and hoses.
- Inspect exhaust system and heat shields.
- Inspect steering linkage, ball joints, suspension and, if equipped, half shafts, driveshaft and U-joints.
- Replace fuel filter (see page 47) (not required for Fusion, Milan & Zephyr).
- Replace engine air filter (not required for Focus).
- Replace cabin air filter, if equipped.
- Change automatic transaxle fluid on all vehicles equipped with 4F27E. Inspect automatic transmission/transaxle fluid level on all other vehicles, if equipped with dipstick.
- Change automatic transaxle fluid and high pressure case filter on all vehicles equipped with CVT.  
Consult your dealer for your particular requirements.
- Replace climate-controlled seat filter if equipped (LS and Monterey).
- Replace climate-controlled seat cushion filter, if equipped (Zephyr)
- Multi-point inspection (recommended)

DEALER VALIDATION:

RO#: \_\_\_\_\_ P&A CODE: \_\_\_\_\_  
 DATE: \_\_\_\_\_ MILEAGE: \_\_\_\_\_

Normal Schedule  
Cars & Minivans

## NORMAL SCHEDULE CARS & MINIVANS

### 65,000 miles

- Change engine oil and replace oil filter.
- Inspect tires for wear. Rotation recommended for optimal tire life.
- Multi-point inspection (recommended)

DEALER VALIDATION:

RO#: P&A CODE:  
DATE: MILEAGE:

### 70,000 miles

- Change engine oil and replace oil filter.
- Inspect tires for wear. Rotation recommended for optimal tire life.
- Multi-point inspection (recommended)

DEALER VALIDATION:

RO#: P&A CODE:  
DATE: MILEAGE:

### 75,000 miles

- Change engine oil and replace oil filter.
- Inspect tires for wear and rotate.
- Inspect automatic transmission fluid level, if equipped with dipstick.
- Inspect brake pads/shoes/rotors/drums, brake lines & hoses, and parking brake system.
- Inspect wheel ends for endplay and noise.
- Inspect engine cooling system and hoses.
- Inspect steering linkage, ball joints, suspension and, if equipped, half shafts, driveshaft and U-joints.
- Replace cabin air filter, if equipped.
- Check air filter restriction gauge, replace filter as required (Focus only).
- Multi-point inspection (recommended)

DEALER VALIDATION:

RO#: P&A CODE:  
DATE: MILEAGE:

## NORMAL SCHEDULE CARS & MINIVANS

| 80,000 miles  |  |
|---|--|
| <input type="checkbox"/> Change engine oil and replace oil filter.<br><input type="checkbox"/> Inspect tires for wear. Rotation recommended for optimal tire life.<br><input type="checkbox"/> Multi-point inspection (recommended) | <div style="border: 1px solid black; padding: 5px; text-align: center;"> <p>DEALER VALIDATION:</p> <br/><br/><br/> <p>RO#:                      P&amp;A CODE:</p> <p>DATE:                     MILEAGE:</p> </div> |

| 85,000 miles  |  |
|---|--|
| <input type="checkbox"/> Change engine oil and replace oil filter.<br><input type="checkbox"/> Inspect tires for wear. Rotation recommended for optimal tire life.<br><input type="checkbox"/> Multi-point inspection (recommended) | <div style="border: 1px solid black; padding: 5px; text-align: center;"> <p>DEALER VALIDATION:</p> <br/><br/><br/> <p>RO#:                      P&amp;A CODE:</p> <p>DATE:                     MILEAGE:</p> </div> |



### Brakes

Technicians at your Ford or Lincoln Mercury dealer can install the right brake parts for your vehicle. Ford Original Equipment and Motorcraft replacement brake pads, shoes, rotors, and drums meet the stringent standards of Ford Motor Company engineers.

In addition, all Ford Original Equipment replacement brake pads, shoes, rotors, and drums are vehicle tested for durability and noise suppression while being Federal Motor Vehicle Safety Standard (FMVSS) compliant. The right brake parts and repair work are essential to ensure your brake system operates as it should.

**Normal Schedule  
Cars & Minivans**

## NORMAL SCHEDULE CARS & MINIVANS

### 90,000 miles

- Change engine oil and replace oil filter.
- Inspect tires for wear and rotate.
- Inspect brake pads/shoes/rotors/drums, brake lines & hoses, and parking brake system.
- Inspect wheel ends for endplay and noise.
- Inspect engine cooling system and hoses.
- Inspect exhaust system and heat shields.
- Inspect steering linkage, ball joints, suspension and, if equipped, half shafts, driveshaft and U-joints.
- Replace engine air filter (not required for Focus).
- Replace fuel filter (see page 47) (not required for Fusion, Milan & Zephyr).
- Replace cabin air filter, if equipped.
- Inspect automatic transmission/transaxle fluid level on all other vehicles, if equipped with dipstick. Consult your dealer for your particular requirements.
- Replace climate-controlled seat filter if equipped (LS and Monterey).
- Replace climate-controlled seat cushion filter, if equipped (Zephyr).
- Multi-point inspection (recommended)

**DEALER VALIDATION:**

|              |                      |
|--------------|----------------------|
| <b>RO#:</b>  | <b>P&amp;A CODE:</b> |
| <b>DATE:</b> | <b>MILEAGE:</b>      |

### 95,000 miles

- Change engine oil and replace oil filter.
- Inspect tires for wear. Rotation recommended for optimal tire life.
- Multi-point inspection (recommended)

**DEALER VALIDATION:**

|              |                      |
|--------------|----------------------|
| <b>RO#:</b>  | <b>P&amp;A CODE:</b> |
| <b>DATE:</b> | <b>MILEAGE:</b>      |

## NORMAL SCHEDULE CARS & MINIVANS

| 100,000 miles  |  |                    |  |      |           |       |          |
|--|--|--------------------|--|------|-----------|-------|----------|
| <ul style="list-style-type: none"> <li><input type="checkbox"/> Change engine oil and replace oil filter.</li> <li><input type="checkbox"/> Inspect tires for wear. Rotation recommended for optimal tire life.</li> <li><input type="checkbox"/> Inspect accessory drive belt(s).</li> <li><input type="checkbox"/> Replace spark plugs.</li> <li><input type="checkbox"/> Change Motorcraft Premium Gold Engine Coolant (see exceptions page 46 and record page 48).</li> <li><input type="checkbox"/> Replace PCV valve (except 3V engine).</li> <li><input type="checkbox"/> Multi-point inspection (recommended)</li> </ul> | <table border="1" style="width: 100%; border-collapse: collapse;"> <tr> <td colspan="2" style="text-align: center; padding: 5px;">DEALER VALIDATION:</td> </tr> <tr> <td style="padding: 5px;">RO#:</td> <td style="padding: 5px;">P&amp;A CODE:</td> </tr> <tr> <td style="padding: 5px;">DATE:</td> <td style="padding: 5px;">MILEAGE:</td> </tr> </table> | DEALER VALIDATION: |  | RO#: | P&A CODE: | DATE: | MILEAGE: |
| DEALER VALIDATION:   |  |                    |  |      |           |       |          |
| RO#:   | P&A CODE:  |                    |  |      |           |       |          |
| DATE:  | MILEAGE:   |                    |  |      |           |       |          |

| 105,000 miles   |  |                    |  |      |           |       |          |
|---|--|--------------------|--|------|-----------|-------|----------|
| <ul style="list-style-type: none"> <li><input type="checkbox"/> Change engine oil and replace oil filter.</li> <li><input type="checkbox"/> Inspect tires for wear and rotate.</li> <li><input type="checkbox"/> Inspect automatic transmission fluid level, if equipped with dipstick.</li> <li><input type="checkbox"/> Inspect brake pads/shoes/rotors/drums, brake lines &amp; hoses, and parking brake system.</li> <li><input type="checkbox"/> Inspect wheel ends for endplay and noise.</li> <li><input type="checkbox"/> Inspect engine cooling system and hoses.</li> <li><input type="checkbox"/> Inspect steering linkage, ball joints, suspension and, if equipped, half shafts, driveshaft and U-joints.</li> <li><input type="checkbox"/> Replace cabin air filter, if equipped.</li> <li><input type="checkbox"/> Multi-point inspection (recommended)</li> </ul> | <table border="1" style="width: 100%; border-collapse: collapse;"> <tr> <td colspan="2" style="text-align: center; padding: 5px;">DEALER VALIDATION:</td> </tr> <tr> <td style="padding: 5px;">RO#:</td> <td style="padding: 5px;">P&amp;A CODE:</td> </tr> <tr> <td style="padding: 5px;">DATE:</td> <td style="padding: 5px;">MILEAGE:</td> </tr> </table> | DEALER VALIDATION: |  | RO#: | P&A CODE: | DATE: | MILEAGE: |
| DEALER VALIDATION:  |  |                    |  |      |           |       |          |
| RO#:  | P&A CODE:  |                    |  |      |           |       |          |
| DATE:   | MILEAGE:   |                    |  |      |           |       |          |

| 110,000 miles   |  |                    |  |      |           |       |          |
|---|--|--------------------|--|------|-----------|-------|----------|
| <ul style="list-style-type: none"> <li><input type="checkbox"/> Change engine oil and replace oil filter.</li> <li><input type="checkbox"/> Inspect tires for wear. Rotation recommended for optimal tire life.</li> <li><input type="checkbox"/> Multi-point inspection (recommended)</li> </ul> | <table border="1" style="width: 100%; border-collapse: collapse;"> <tr> <td colspan="2" style="text-align: center; padding: 5px;">DEALER VALIDATION:</td> </tr> <tr> <td style="padding: 5px;">RO#:</td> <td style="padding: 5px;">P&amp;A CODE:</td> </tr> <tr> <td style="padding: 5px;">DATE:</td> <td style="padding: 5px;">MILEAGE:</td> </tr> </table> | DEALER VALIDATION: |  | RO#: | P&A CODE: | DATE: | MILEAGE: |
| DEALER VALIDATION:  |  |                    |  |      |           |       |          |
| RO#:  | P&A CODE:  |                    |  |      |           |       |          |
| DATE:   | MILEAGE:   |                    |  |      |           |       |          |

Normal Schedule  
Cars & Minivans

## NORMAL SCHEDULE CARS & MINIVANS

### 115,000 miles

- Change engine oil and replace oil filter.
- Inspect tires for wear. Rotation recommended for optimal tire life.
- Multi-point inspection (recommended)

DEALER VALIDATION:

RO#:

P&A CODE:

DATE:

MILEAGE:

### 120,000 miles

- Change engine oil and replace oil filter.
- Inspect tires for wear and rotate.
- Inspect brake pads/shoes/rotors/drums, brake lines & hoses, and parking brake system.
- Inspect wheel ends for endplay and noise.
- Inspect engine cooling system and hoses.
- Inspect exhaust system and heat shields.
- Inspect steering linkage, ball joints, suspension and, if equipped, half shafts, driveshaft and U-joints.
- Replace fuel filter (see page 47) (not required for Fusion, Milan & Zephyr).
- Replace engine air filter (not required for Focus).
- Replace cabin air filter, if equipped.
- Change automatic transaxle fluid on all vehicles equipped with 4F27E. Inspect automatic transmission/transaxle fluid level on all other vehicles, if equipped with dipstick.
- Change automatic transaxle fluid and high pressure case filter on all vehicles equipped with CVT.  
Consult your dealer for your particular requirements.
- Replace climate-controlled seat filter if equipped (LS and Monterey).
- Replace climate-controlled seat cushion filter, if equipped (Zephyr).
- Multi-point inspection (recommended)

DEALER VALIDATION:

RO#:

P&A CODE:

DATE:

MILEAGE:

## NORMAL SCHEDULE CARS & MINIVANS

| 125,000 miles   |  |
|---|--|
| <ul style="list-style-type: none"> <li><input type="checkbox"/> Change engine oil and replace oil filter.</li> <li><input type="checkbox"/> Inspect tires for wear. Rotation recommended for optimal tire life.</li> <li><input type="checkbox"/> Multi-point inspection (recommended)</li> </ul> | <div style="border: 1px solid black; padding: 5px; text-align: center;"> <p>DEALER VALIDATION:</p> <br/><br/><br/> <p>RO#:                      P&amp;A CODE:</p> <p>DATE:                     MILEAGE:</p> </div> |

| 130,000 miles   |  |
|---|--|
| <ul style="list-style-type: none"> <li><input type="checkbox"/> Change engine oil and replace oil filter.</li> <li><input type="checkbox"/> Inspect tires for wear. Rotation recommended for optimal tire life.</li> <li><input type="checkbox"/> Multi-point inspection (recommended)</li> </ul> | <div style="border: 1px solid black; padding: 5px; text-align: center;"> <p>DEALER VALIDATION:</p> <br/><br/><br/> <p>RO#:                      P&amp;A CODE:</p> <p>DATE:                     MILEAGE:</p> </div> |

| 135,000 miles   |  |
|---|--|
| <ul style="list-style-type: none"> <li><input type="checkbox"/> Change engine oil and replace oil filter.</li> <li><input type="checkbox"/> Inspect tires for wear and rotate.</li> <li><input type="checkbox"/> Inspect automatic transmission fluid level, if equipped with dipstick.</li> <li><input type="checkbox"/> Inspect brake pads/shoes/rotors/drums, brake lines &amp; hoses, and parking brake system.</li> <li><input type="checkbox"/> Inspect wheel ends for endplay and noise.</li> <li><input type="checkbox"/> Inspect engine cooling system and hoses.</li> <li><input type="checkbox"/> Inspect steering linkage, ball joints, suspension and, if equipped, half shafts, driveshaft and U-joints.</li> <li><input type="checkbox"/> Replace cabin air filter, if equipped.</li> <li><input type="checkbox"/> Multi-point inspection (recommended)</li> </ul> | <div style="border: 1px solid black; padding: 5px; text-align: center;"> <p>DEALER VALIDATION:</p> <br/><br/><br/> <p>RO#:                      P&amp;A CODE:</p> <p>DATE:                     MILEAGE:</p> </div> |

Normal Schedule  
Cars & Minivans

## NORMAL SCHEDULE CARS & MINIVANS

### 140,000 miles

- Change engine oil and replace oil filter.
- Inspect tires for wear. Rotation recommended for optimal tire life.
- Multi-point inspection (recommended)

DEALER VALIDATION:

RO#:

P&A CODE:

DATE:

MILEAGE:

### 145,000 miles

- Change engine oil and replace oil filter.
- Inspect tires for wear. Rotation recommended for optimal tire life.
- Multi-point inspection (recommended)

DEALER VALIDATION:

RO#:

P&A CODE:

DATE:

MILEAGE:



### Batteries

The technicians at your Ford and Lincoln Mercury dealerships can determine the health of your vehicle's battery during any service visit. The Motorcraft Tested Tough Max Series with its "long-life" design outlasted the competitive long-life batteries by up to 200%. That's one reason why we stand behind this battery with a national 3 year, free-replacement and prorated-cost thereafter up to 100 months with unlimited mileage. Should your battery need to be replaced, consider any one of the batteries that bear the Motorcraft name



## NORMAL SCHEDULE CARS & MINIVANS

### 150,000 miles

- Change engine oil and replace oil filter.
- Inspect tires for wear and rotate.
- Inspect brake pads/shoes/rotors/drums, brake lines & hoses, and parking brake system.
- Inspect wheel ends for endplay and noise.
- Inspect engine cooling system and hoses.
- Change Motorcraft Premium Gold Engine Coolant (see exceptions page 46 and record page 48).
- Inspect exhaust system and heat shields.
- Inspect steering linkage, ball joints, suspension and, if equipped, half shafts, driveshaft and U-joints.
- Replace fuel filter (see page 47) (not required for Fusion, Milan & Zephyr).
- Replace engine air filter (except Focus, see below).
- Check air filter restriction gauge, replace filter as required (Focus only).
- Replace cabin air filter, if equipped.
- Change automatic transmission/transaxle fluid (except CVT).
- Change automatic transaxle filter (except vehicles equipped with a 6-speed automatic transaxle or a CVT).
- Change rear axle lubricant on all rear wheel drive (RWD) vehicles (see pages 42 and 46).
- Replace accessory drive belt(s) (if not replaced within last 100,000 miles).
- Replace climate-controlled seat filter if equipped (LS and Monterey).
- Replace climate-controlled seat cushion filter, if equipped (Zephyr).
- Multi-point inspection (recommended)

**DEALER VALIDATION:**

|              |                      |
|--------------|----------------------|
| <b>RO#:</b>  | <b>P&amp;A CODE:</b> |
| <b>DATE:</b> | <b>MILEAGE:</b>      |

**Normal Schedule  
Cars & Minivans**

## SPECIAL OPERATING CONDITIONS

### Items Needing Special Attention

If you operate your Ford/Lincoln/Mercury **primarily** in one of the more demanding “**Special Operating Conditions**” listed below, you will need to have some items maintained more frequently. If you only **occasionally** operate your vehicle under these conditions, it is not necessary to perform the additional maintenance. For specific recommendations, see your dealership service advisor or qualified service professional.

#### Towing a trailer or using a camper or car-top carrier

|                                      |   |
|--------------------------------------|---|
| <b>Every 3,000 miles or 3 months</b> | Change engine oil and replace oil filter  |
| <b>Every 30,000 miles</b>            | Change automatic transmission/transaxle fluid (not required on 6R60 transmission) |
| <b>Every 60,000 miles</b>            | Change transfer case fluid  |
| <b>As required</b>                   | Change manual transmission fluid  |
| <b>As required</b>                   | Inspect and lubricate U-joints  |

#### Extensive idling and/or low-speed driving for long distances as in heavy commercial use such as delivery, taxi, patrol car or livery

|   |  |
|---|--|
| <b>Every 3,000 miles, 3 months or 200 hours of engine operation</b> | Change engine oil and replace oil filter   |
| <b>Every 3,000 miles or 3 months</b>                                | Lube front lower control arm and steering linkage ball joints with zerk fittings, if equipped  |
| <b>Every 5,000 miles</b>  | Inspect brake system   |
| <b>Every 15,000 miles</b>   | Replace fuel filter (not required on Fusion, Milan or Zephyr)  |
| <b>Every 30,000 miles</b>   | Change automatic transmission/transaxle fluid (not required on 6R60 transmission)<br>Lubricate 4X2 front wheel bearings, replace grease seals, and adjust bearings |
| <b>Every 60,000 miles</b>   | Replace spark plugs<br>Change transfer case fluid  |
| <b>As required</b>  | Replace cabin air filter   |

## SPECIAL OPERATING CONDITIONS

### Operating in dusty conditions such as unpaved or dusty roads

|                                      |  |
|--------------------------------------|--|
| <b>Every 3,000 miles or 3 months</b> | Change engine oil and replace oil filter   |
| <b>Every 15,000 miles</b>            | Replace fuel filter (not required on Fusion, Milan or Zephyr)  |
| <b>Every 30,000 miles</b>            | Change automatic transmission/transaxle fluid (not required on 6R60 transmission)<br>Check air filter restriction gauge, replace filter as required (Focus only) |
| <b>Every 50,000 miles</b>            | Change rear axle lubricant (E450 and F450/550 only)  |
| <b>Every 60,000 miles</b>            | Change transfer case fluid   |
| <b>As required</b>                   | Replace engine air filter  |
| <b>As required</b>                   | Replace cabin air filter (if equipped)   |

### Off-road operation

|                           |   |
|---------------------------|---|
| <b>Every 30,000 miles</b> | Change automatic transmission/transaxle fluid (not required on 6R60 transmission) |
| <b>Every 50,000 miles</b> | Change rear axle lubricant (E450 and F450/550 only)                               |
| <b>Every 60,000 miles</b> | Change transfer case fluid  |
| <b>As required</b>        | Replace cabin air filter (if equipped)  |
| <b>As required</b>        | Inspect and lubricate U-joints  |
| <b>As required</b>        | Inspect and lubricate steering linkage ball joints with zerk fittings             |

### Use of E85 50% of the time or greater (flex fuel vehicles only)

|                                      |  |
|--------------------------------------|--|
| <b>Every 3,000 miles or 3 months</b> | Change engine oil and replace oil filter |
|--------------------------------------|--|

Special Operating  
Conditions &  
Exceptions

## SPECIAL OPERATING CONDITIONS

### Special Operating Conditions Log

|  |  |
|--|--|
| <p style="text-align: center;">DEALER VALIDATION:</p> <p>RO#:                    P&amp;A CODE:<br/>DATE:                    MILEAGE:</p> | <p style="text-align: center;">DEALER VALIDATION:</p> <p>RO#:                    P&amp;A CODE:<br/>DATE:                    MILEAGE:</p> |
| <p style="text-align: center;">DEALER VALIDATION:</p> <p>RO#:                    P&amp;A CODE:<br/>DATE:                    MILEAGE:</p> | <p style="text-align: center;">DEALER VALIDATION:</p> <p>RO#:                    P&amp;A CODE:<br/>DATE:                    MILEAGE:</p> |
| <p style="text-align: center;">DEALER VALIDATION:</p> <p>RO#:                    P&amp;A CODE:<br/>DATE:                    MILEAGE:</p> | <p style="text-align: center;">DEALER VALIDATION:</p> <p>RO#:                    P&amp;A CODE:<br/>DATE:                    MILEAGE:</p> |
| <p style="text-align: center;">DEALER VALIDATION:</p> <p>RO#:                    P&amp;A CODE:<br/>DATE:                    MILEAGE:</p> | <p style="text-align: center;">DEALER VALIDATION:</p> <p>RO#:                    P&amp;A CODE:<br/>DATE:                    MILEAGE:</p> |
| <p style="text-align: center;">DEALER VALIDATION:</p> <p>RO#:                    P&amp;A CODE:<br/>DATE:                    MILEAGE:</p> | <p style="text-align: center;">DEALER VALIDATION:</p> <p>RO#:                    P&amp;A CODE:<br/>DATE:                    MILEAGE:</p> |

**SPECIAL OPERATING CONDITIONS**

**Special Operating Conditions Log**

|  |  |
|--|--|
| <p style="text-align: center;">DEALER VALIDATION:</p> <p>RO#:            P&amp;A CODE:<br/>DATE:            MILEAGE:</p> | <p style="text-align: center;">DEALER VALIDATION:</p> <p>RO#:            P&amp;A CODE:<br/>DATE:            MILEAGE:</p> |
| <p style="text-align: center;">DEALER VALIDATION:</p> <p>RO#:            P&amp;A CODE:<br/>DATE:            MILEAGE:</p> | <p style="text-align: center;">DEALER VALIDATION:</p> <p>RO#:            P&amp;A CODE:<br/>DATE:            MILEAGE:</p> |
| <p style="text-align: center;">DEALER VALIDATION:</p> <p>RO#:            P&amp;A CODE:<br/>DATE:            MILEAGE:</p> | <p style="text-align: center;">DEALER VALIDATION:</p> <p>RO#:            P&amp;A CODE:<br/>DATE:            MILEAGE:</p> |
| <p style="text-align: center;">DEALER VALIDATION:</p> <p>RO#:            P&amp;A CODE:<br/>DATE:            MILEAGE:</p> | <p style="text-align: center;">DEALER VALIDATION:</p> <p>RO#:            P&amp;A CODE:<br/>DATE:            MILEAGE:</p> |
| <p style="text-align: center;">DEALER VALIDATION:</p> <p>RO#:            P&amp;A CODE:<br/>DATE:            MILEAGE:</p> | <p style="text-align: center;">DEALER VALIDATION:</p> <p>RO#:            P&amp;A CODE:<br/>DATE:            MILEAGE:</p> |

**Special Operating Conditions & Exceptions**

## EXCEPTIONS

In addition, there are several exceptions to the Normal Schedule. They are listed below:

### Maximum Oil Change Interval

- ❑ Normal Schedule: 5,000 miles or 6 months, whichever occurs first.
- ❑ Special Operating Conditions: 3,000 miles, 3 months, or 200 hours of engine operation, whichever occurs first see appropriate schedule on pages 42-43.

### Motorcraft Premium Gold Engine Coolant

- ❑ 6 years or 100,000 miles - change Premium Gold coolant (whichever comes first)
- ❑ After initial change - change Premium Gold coolant every 3 years or 50,000 miles (see page 48)

### Normal Vehicle Axle Maintenance

- ❑ Rear axles and power take off (PTO) units containing synthetic lubricant and light duty trucks equipped with Ford-design axles are lubricated for life. These lubricants are not to be checked or changed unless a leak is suspected, service is required or the axle assembly has been submerged in water. The axle and PTO lubricant should be changed anytime the axle and PTO have been submerged in water. During extended trailer tow operation above 70°F (21°C) ambient and wide open throttle for extended periods above 45 mph, non-synthetic rear axle lubricants should be replaced every 3,000 miles or 3 months, whichever occurs first. The 3,000 mile lube change interval may be waived if the axle was filled with 75W140 synthetic gear lubricant meeting Ford specification WSL-M2C192-A, part number FITZ-19580-B or equivalent. Add friction modifier C8AZ-19B546-A (EST-M2C118-A) or equivalent for complete refill of Traction-Lok rear axles (see "Owner's Guide" for quantity). The axle lubricant should be changed anytime an axle has been submerged in water.

### Police and Taxi Vehicle Axle Maintenance

- ❑ Replace rear axle lubricant every 100,000 miles. Rear axle lubricant change may be waived if the axle was filled with 75W140 synthetic gear lubricant meeting Ford specification WSL-M2C192-A, part number FITZ-19580-B or equivalent. Add four ounces of additive friction modifier C8AZ-19B546-A (EST-M2C118-A) or equivalent for complete refill of Traction-Lok rear axles. The axle lubricant should be changed anytime the axle has been submerged in water.

## EXCEPTIONS

### E450 and F450/550 Axle Maintenance

- ❑ Replace rear axle lubricant every 100,000 miles under normal driving conditions on all E450 and F450/550 applications. For E450 and F450/550 vehicles operated at or near maximum Gross Vehicle Weights, the rear axle lubricant should be replaced every 50,000 miles. In addition, this 50,000 mile schedule should be observed when the vehicles are operated under the Special Operating Conditions, where noted, on pages 42-43.

### California Fuel Filter Replacement

- ❑ If vehicle is registered in California, the California Air Resources Board has determined that the failure to perform this maintenance item will not nullify the emission warranty or limit recall liability prior to the completion of the vehicle's useful life. We, however, urge that all recommended maintenance services be performed at the indicated intervals and the maintenance be recorded.

### Class A Motorhome

- ❑ Every two years - Change brake fluid
- ❑ Every 30,000 miles - Change automatic transmission fluid

Special Operating  
Conditions &  
Exceptions

## PREMIUM GOLD COOLANT CHANGE RECORD

|  |   |
|--|---|
| <p style="text-align: center;">Current mileage goes here =&gt;<br/>         Add 50,000 miles to the current miles      + 50,000<br/>         Next change due at this mileage =&gt;</p> <p style="text-align: center;"><b>Or</b></p> <p style="text-align: center;">Today's date goes here =&gt;<br/>         Add 3 years + 00 / 00 / 03<br/>         Date of next change =&gt;</p> <p style="text-align: center;"><b>whichever comes first</b></p> | <p><b>Dealer Stamp</b></p><br><br><br><br><br><br><p><b>P &amp; A CODE</b><br/><b>R.O.#</b></p> |
| <p style="text-align: center;">Current mileage goes here =&gt;<br/>         Add 50,000 miles to the current miles      + 50,000<br/>         Next change due at this mileage =&gt;</p> <p style="text-align: center;"><b>Or</b></p> <p style="text-align: center;">Today's date goes here =&gt;<br/>         Add 3 years + 00 / 00 / 03<br/>         Date of next change =&gt;</p> <p style="text-align: center;"><b>whichever comes first</b></p> | <p><b>Dealer Stamp</b></p><br><br><br><br><br><br><p><b>P &amp; A CODE</b><br/><b>R.O.#</b></p> |
| <p style="text-align: center;">Current mileage goes here =&gt;<br/>         Add 50,000 miles to the current miles      + 50,000<br/>         Next change due at this mileage =&gt;</p> <p style="text-align: center;"><b>Or</b></p> <p style="text-align: center;">Today's date goes here =&gt;<br/>         Add 3 years + 00 / 00 / 03<br/>         Date of next change =&gt;</p> <p style="text-align: center;"><b>whichever comes first</b></p> | <p><b>Dealer Stamp</b></p><br><br><br><br><br><br><p><b>P &amp; A CODE</b><br/><b>R.O.#</b></p> |
| <p style="text-align: center;">Current mileage goes here =&gt;<br/>         Add 50,000 miles to the current miles      + 50,000<br/>         Next change due at this mileage =&gt;</p> <p style="text-align: center;"><b>Or</b></p> <p style="text-align: center;">Today's date goes here =&gt;<br/>         Add 3 years + 00 / 00 / 03<br/>         Date of next change =&gt;</p> <p style="text-align: center;"><b>whichever comes first</b></p> | <p><b>Dealer Stamp</b></p><br><br><br><br><br><br><p><b>P &amp; A CODE</b><br/><b>R.O.#</b></p> |